





















## Inclusive Practices Toolkit Items

Attention/ Organization	Item	Purpose
	<b>Fidget pen</b>	pen with built-in fidget, to help student <b>meet sensory needs</b> and <b>maintain attention</b> during class
	<b>Finger Fidget Pencils</b>	pencils with attached fidgets that provide <b>tactile input</b> to help students <b>maintain attention</b> during class
	<b>Mini-Porcupine Balls</b>	tactile input to help students maintain attention during class
	<b>Stress Ball</b>	sensory input to help students maintain attention during class
	<b>Theraputty</b>	resistive putty used for increasing hand/finger strength or to use as a fidget to maintain attention during class
	<b>Erasable Highlighter</b>	highlight any text, then erase without damaging the book or worksheet; use for <b>teaching about highlighting</b> or for <b>color coding</b> ; draw attention to <b>words so they can't be missed</b> ; use different colors to mark information in different <b>categories</b> ; use highlighter to <b>practice tracing</b> letters, #s, and shapes
	<b>EZC Highlighter Tape - Yellow</b>	highlight any text, then remove the tape without damaging the book or worksheet; use for teaching about highlighting or for color coding; draw attention to words so they can't be missed; use different colors to mark information in different categories
	<b>Time Timer 3 inch</b>	timer for visually showing students how much time is remaining during a task or activity

## Inclusive Practices Toolkit Items








Math:	Item	Purpose
	<b>Coin-u-lator</b>	simplified "calculator" for carrying out calculations with money; helps students recognize coins and learn how to add money amounts together; has keys shaped like coins and one shaped like a small dollar bill; students can add or subtract, or play one of the two learning games;
	<b>Finger Grip Ruler</b>	ruler with grip bar for easier handling
	<b>Magnetic Math</b>	printed magnet sheet with numbers, symbols, and lines in different colors so that students can solve math problems without handwriting
	<b>Math Line</b>	math manipulative that clearly and constantly connects a concrete object with the abstract number
	<b>Talking Calculator</b>	calculator that provides auditory and visual feedback for students; speech can be turned on or off; may help students who have difficulties with digit reversals or omissions; digits can be read as a whole number or number by number
	<b>School Smart™ Manila Cross Ruled Drawing Paper - 1" Ruling and 1/2" ruling</b>	cross-ruled paper serves as a guide for writing letters or numbers; helps keep columns lined up for math problems; helps with spacing for students writing in manuscript

## Inclusive Practices Toolkit Items

		
ng	Item	Purpose
	<b>Reading Helper - Yellow &amp; Blue</b>	visual guide to keep student's place while reading; transparent highlighting line in middle of marker
	<b>Talking Dictionary</b>	talking dictionary
	<b>Speaking Spelling Ace</b>	talking spell checker
	<b>Magnifying Bar</b>	magnifies text for students as they read
	<b>Page-Up</b>	holds up to 20 pages of paper in an upright position as student copies from it










## Inclusive Practices Toolkit Items

	<p><b>Twist-N-Write Pen</b></p>	<p>mechanical pencil that <b>maintains tripod grasp</b></p>
	<p><b>Dry Erase Markers</b></p>	<p>markers for use on white boards; can be used for students with <b>fine motor delays</b> or for <b>student on the autism spectrum</b>, can be used for <b>quick visual prompts or schedules</b></p>
	<p><b>Crossover pencil grips</b></p>	<p>pencil grip that keep the fingers in a <b>functional position</b> for handwriting, and eliminates the possibility of holding the grip in the wrong position; <b>reduces hand/finger fatigue</b>; improves poor writing due to lack of fine motor control, provides <b>cushioning for a grip that is too tight or too loose</b></p>
	<p><b>The Pencil Grip</b></p>	<p>pencil grip that keep the fingers in a functional position for handwriting; reduces hand/finger fatigue; improves poor writing due to lack of fine motor control, provides cushioning for a grip that is too tight or too loose</p>
	<p><b>Handi Writer Set</b></p>	<p>to help a student hold a writing tool correctly: slide the small loop of the Handi Writer over the pencil, then slide the large loop around the wrist, and hold the charm in the palm of the hand with the ring and pinky finger; this <b>pulls the pencil into the correct tripod grip position</b></p>
	<p><b>Clip Board</b></p>	<p>clip board used to stabilized paper as student writes</p>
	<p><b>Handwriting Checklists</b></p>	<p>checklist to help students produce legible handwriting</p>







## Inclusive Practices Toolkit Items

	<b>AT Notebook</b>	carbonless duplicate notebook paper
	<b>Easy Grip Scissors</b>	as the name implies, these scissors are <b>easy to grip and manipulate</b>
	<b>Cursive Notebook paper (School Smart, ruled)</b>	<b>dotted middle line</b> for proper sizing of cursive letters
	<b>Hi Write Paper--Beginning, Intermediate 1 and Intermediate 2</b>	handwriting paper with <b>yellow guides</b> for correct placement of letters
	<b>Multi-Program Handwriting Paper, 1/2" landscape</b>	handwriting paper ruled with lines that are <b>suitable for a variety of handwriting programs</b>
	<b>Multi-Program Handwriting Paper, 1/2" portrait</b>	handwriting paper ruled with lines that are suitable for a variety of handwriting programs; shows students <b>how high and how low to write ascenders and descenders</b> when writing
	<b>Redi Space Paper</b>	<b>teaches children proper spacing between letters</b> , promotes increased legibility and reinforces <b>appropriate letter size</b>



## Inclusive Practices Toolkit Items

	<p><b>School Smart™ Manila Cross Ruled Drawing Paper - 1" Ruling and 1/2" ruling</b></p>	<p>cross-ruled paper serves as a guide for writing letters or numbers; helps <b>keep columns lined up</b> for math problems; <b>helps with spacing</b> for students writing in manuscript</p>
	<p><b>Wide Right Line Paper</b></p>	<p>raised line paper that provides two kinds of <b>kinesthetic feedback</b>; 1--the student can <b>feel when the writing utensil crosses over a line</b>, and 2--the student can feel and <b>follow the raised lines with their fingers</b> to determine <b>where to start and stop writing</b></p>
<p><b>F</b></p>	<p><b>S:</b></p> <p style="text-align: center;"><b>Item</b></p>	<p style="text-align: center;"><b>Purpose</b></p>
	<p><b>Assistive Technology Consideration Quickwheel</b></p>	<p>movable wheel used to identify possible A.T. solutions for struggling students</p>
	<p><b>Occupational Therapy Classroom Suggestions booklet</b></p>	<p>ideas from the field of occupational therapy that will facilitate student success</p>
	<p><b>Ten Tried &amp; True Tools to Turn Trials into Teamwork booklet</b></p>	<p>Book by Linda Hodgdon giving ways to use team work to ensure student success</p>
	<p><b>Tool Chest Handbook</b></p>	<p>handbook of sensory activities designed to be used at home or at school</p>

## Inclusive Practices Toolkit Items

	<b>What are Visual Strategies booklet</b>	book explaining why and how to use visual strategies to improve learning and behavior
--	---	---